

**ASPIRING DARLINGTON PERFORMANCE MONITORING REPORT
QUARTER 4 2009**

Purpose of Report





1. To detail overall performance against targets and actions contained within the Aspiring Delivery Plan

Information and Analysis

2. The delivery plan contains a 3 tier approach to monitoring performance at SCS, LAA and National Indicator level. Details are attached at Appendix 1. The delivery plan also sets out the actions to be implemented by the Children’s Trust to deliver the Sustainable Community Strategy work strands.
3. This report gives a high level overview of performance against indicators and actions. More detailed analysis is available.

Performance Information and Analysis

4. One Darlington: Perfectly Placed incorporates 15 performance indicators (three for each of the five delivery themes). The three Aspiring indicators which are contained in the SCS are detailed below:

Sustainable Community Strategy Performance Indicators	Leadofficer	Target 08-09	Current performance	Status
NI 75 Achievement of 5 or more A*-C grades at GCSE or equivalent including English and maths	Rob Thompson	50.2%	47.7%	
NI 82 Inequality gap in the achievement of level 2 qualifications by the age of 19	Helen Ellison	53%	46.6%	
NI 102 Achievement gap between pupils eligible for free school meals and their peers achieving the expected level at Key Stage2(i) and Key stage 4 (ii)	Andrew Dunn	KS2 33% KS4 33%	21.6% 40.1%	 

5. Analysis shows that at SCS performance indicator level, two of the 3 Aspiring indicators NI 82 and NI 102(ii) were below target overall. However NI 102 is above target at Key Stage 2 and below target at Key Stage 4. Reasons for variance are detailed below.

PI	Variance	Reason	Proposed Action
NI 102 KS2	-37.6%	The improvement is due to better tracking and targeting of pupils in vulnerable groups.	Continue Tracking
NI 102 KS4	21.5%	Tracking of vulnerable pupils needs to improve.	The introduction of Assessing Pupil Progress initiative across Darlington schools will improve this situation.
NI 82 Inequality gap in the achievement of level 2 qualifications by the age of 19	-12.1%	Level 2 attainment has increased overall but the number of young people in the FSM cohort achieving a L2 qualification has reduced by approximately 6 children in 2007-8. Further data analysis is required to identify the reasons.	A request for data has been made to GONE. The Raising L3 Attainment Working group will interrogate the data to identify actions to address the issue

Local area Agreement performance Indicators Aspiring Darlington Targets	Leadofficer	Target 08-09	Current performance	Status
NI 91 Participation of 17 year olds in education or training	Helen Ellison	81%	75%	●
NI 63 Stability of placement of LAC length of placement	Mary Sweeney	55%	66.7%	★
NI 80 Achievement of level 3 qualification by the age of 19	Helen Ellison	46.10%	46.2%	●
NI 006 Participation in regular volunteering *	Mary Hall	New indicator	19.9%	!
NI 116 Proportion of children living in poverty *	John Simpson	18.8%	19.1%	●
NI 57 Children and young people's participation in high quality PE/sport	Alison Raw	new indicator	89%	!
Statutory Educational Indicators				
NI 72 Achievement of at least 78 points across the Early Years Foundation Stage with at least 6 in each of the scales in Personal Social and Emotional development and Communication, language and Literacy	Chris Archer	62.5%	48.10%	▲

NI 73 Achievement at level 4 or above in both English and Maths at Key Stage 2	Heather Long	76.0%	72.7%	●
NI 74 Achievement of level 5 or above in both English and Maths at key stage 3	Rob Thompson	78.0%	64.2%	▲
NI 75 Achievement of 5 or more A*-C grades at GCSE or equivalent including English and maths	Rob Thompson	50.2%	47.7%	●
	Lead Officer	Target 08-09	Current performance	Status
NI 83 Achievement at level 5 or above in Science at key stage 3	Rob Thompson	78.0%	71.2%	●
NI 87 Secondary School persistent absence rate	Anita Hamer	7.5%	4.5%	★
NI 92 Narrowing the gap between the lowest achieving 20% in the early years foundation stage profile and the rest	Chris Archer	39.0%	37.3%	●
NI 93 Progression by 2 levels in English between Key Stage 1 and Key Stage 2	Heather Long	90.0%	82.0%	●
NI 94 progression by 2 levels in Maths between key Stage 1 and Key Stage 2	Heather Long	80.0%	76.2%	●
NI 95 Progression by 2 levels in English between KS2 and KS3	Rob Thompson	39%	22.0%	▲
NI 96 Progression by 2 levels in maths between KS2 and KS3	Rob Thompson	70%	54.70%	▲
NI 97 Progression by 2 levels in English between KS3 and KS4	Rob Thompson	69.0%	56.6%	▲
NI 98 Progression by 2 levels in Maths between KS3 and KS4	Rob Thompson	34.0%	18.9%	▲
NI 99 Children in care reaching level 4 in English at key Stage 2	Emma Clark	33.3%	40.0%	★
NI 100 Children in care reaching level 4 in Maths at key Stage 2	Emma Clark	33.3%	20.00%	▲
NI 101 Children in care achieving 5 A*-C GCSEs* (or equivalent) at key stage 4 (including English and Maths)	Emma Clark	0.0%	0.00%	●
* most recent, not current performance				



6. The Local Area Agreement for Darlington is on Track. Analysis shows that at LAA performance indicator level, 3 indicators are above target, 10 are on target, 7 of the 22 indicators were below target and there is not data yet available for 2 indicators (!). Details and reasons for variance together with proposed ameliorative actions are detailed below. It should be noted that all the Key Stage 3 indicators have been deleted as Standard Attainment Tests at Key stage 3 is no longer undertaken and future targets will not be set.

PI	Variance	Reason	Proposed Action
NI 63 Stability of placement of LAC length of placement	21.3%	Large variance due to small number of looked after children	
NI 72 Achievement of at least 78 points across the Early Years Foundation Stage (EYFS) with at least 6 in each of the scales in Personal Social and Emotional development and Communication, language and Literacy	-23.0%	Gap between Threshold Target and achievement in 2007 was 22.6% Gap between Threshold Target and achievement in 2008 is 14.4%. Darlington closer to meeting Threshold Target than in 2007.	Targeted activity regarding improving in-school/setting moderation. Links to School Self Evaluation Form and School Improvement Planning. The use of on-entry data to track progress and to measure improvement in EYFS period
NI 74 Achievement of level 5 or above in both English and Maths at key stage 3 Now deleted	-17.7%	Assessing pupil progress' programme only just embedding in English and recently introduced in maths. This is projected to have impact on standards at KS3 in 2010.	Deleted
NI 87 Secondary School persistent absence rate	-40.0%	The target was set including the persistent absentees from Eastbourne school, the academy's figures are excluded from the actual performance.	All secondary schools have followed the good practice from our PA schools and introduced many of the measures consequently the number of secondary PAs has fallen across Darlington.
NI 95 Progression by 2 levels in English between KS2 and KS3 Now deleted	-43.6%	Assessing pupil progress' programme only just embedding in English and recently introduced in maths. This is projected to have impact on standards at KS3 in 2010.	Deleted
NI 96 Progression by 2 levels in maths between KS2 and KS3 Now Deleted	-21.9%	Assessing pupil progress' programme only just embedding in English and recently introduced in maths. This is projected to have impact on standards at KS3 in 2010.	Deleted

NI 97 Progression by 2 levels in English between KS3 and KS4 Now Deleted	-18.0%	Despite missing target there has been a 6.4% increase on 2007's figure of 50.2%, demonstrating a significant improvement in this area.	Further improvement will follow the roll out of 'assessing pupil progress', which enables teachers to track individual pupil progress through Key Stage 3 and use diagnostic information about pupils' strengths and weaknesses.
NI 98 Progression by 2 levels in Maths between KS3 and KS4 Now deleted	-44.4%	Further improvement will follow the roll out of 'assessing pupil progress', which enables teachers to track individual pupil progress through Key Stage 3 and use diagnostic information about pupils' strengths and weaknesses.	Deleted
NI 99 Children in care reaching level 4 in English at key Stage 2	20.1%	Large variance due to low number of looked after children, and movement within this cohort, i.e. target set 18 months prior to exams, and was based on a cohort of 6 children - only 5 children in actual cohort.	N/A
NI 100 Children in care reaching level 4 in Maths at key Stage 2	-39.9%	Large variance due to low number of looked after children, and movement within this cohort, i.e. target set 18 months prior to exams, and was based on a cohort of 6 children - only 5 children in actual cohort.	Future improvement expected as a result of availability of one to one tuition and Personal Education Allowance for Looked After Children.


National Indicator Set (full set)	●
- National Indicator Set (Aspiring Darlington contribution)	●

- 7 There are currently 188 national indicators. There were previously 199 national indicators but a number, including the Key Stage 3 indicators previously referred to, are now deleted. 42 indicators are linked to the Aspiring Darlington Theme group, although some of these indicators are cross cutting and may also be reported in some of the other theme groups. Overall across the entire basket of national indicators, performance is on track for those indicators reporting data. Of the Aspiring Darlington related indicators which have not been previously reported above, analysis shows that 3 are below target, 10 are on target and 2 are currently above target. There are 14 indicators that show no data (!).

Sustainable Community Strategy Performance Indicators	Lead Officer	Target 08-09	Current performance	Status
NI 009 Use of public libraries	Ruth Benstein	42.7%	42.7%	●
NI 045 % of Young offenders engagement in suitable education, training and employment	Rita Taylor	70%	70.5%	●
NI 050 Emotional health of children: % of children who enjoy good relationships with their family and friends (TellUs 3 Survey)	Jenni Cooke	60.8%	60.8%	●
NI 79 Achievement of a level 2 qualifications by age 19	Helen Ellison	76.2%	72.2%	●
NI 81 Inequality gap in the achievement of a level 3 qualification by the age of 19: measured using those claiming a free school meal at age 15 against those not claiming a free school meal at academic age 15	Helen Ellison	28%	36.8%	▲
NI 84 Achievement of 2 or more A*-C grades in Science GCSEs or equivalent	Robert Thompson	40.0%	42.7%	●
NI 85 Post 16 participation in physical science A level Physics A level Chemistry A level Maths	Helen Ellison	51 85 133	52 75 136	● ▲ ●
NI 89 number of schools in special measures	Andrew Dunn	0%	0%	●
NI 90 Take up of 14-19 learning diplomas	Helen Ellison	N/A	N/A	!
NI 104 The Special Educational Needs (SEN)/non-SEN gap – achieving level 4 or above in both English and Maths at Key Stage 2	Cate Crallan	57.1%	60.4%	●
Ni 105 The Special Educational Needs (SEN)/non-SEN gap – achieving 5+ A*-C GCSE grades or equivalent including English and Maths at Key Stage 4	Cate Cralan	48.4%	39.7%	*
NI 110 Young peoples participation in positive activities (TellUs Survey)	Mervyn Bell	68.4%	68.4%	●
NI 111 First time entrants to the Youth Justice System aged 10-17 (receiving first reprimand, final warning or court disposal)	Rita Taylor	254	134	*

National Indicator	Leadofficer	Target 08-09	Current performance	Status
NI 78 Reduction in number of schools where fewer than 30% of pupils achieve 5 or more A*-C grades at GCSE and equivalent including GCSEs in English and Maths	Rob Thompson	0	2	▲
NI 114 Rate of Permanent exclusions from schools: Number of permanent exclusions expressed as a percentage of school population	Bernie Bowes	0.12%	0.15%	▲
NI 117 % of 16 to 18 year olds who are not in education, training or employment (NEET)	Lynn Kilpatrick	6.4%	6.9%	●

PI	Variance	Reason	Proposed Action
NI 78 Reduction in number of schools where fewer than 30% of pupils achieve 5 or more A*-C grades at GCSE and equivalent including GCSEs in English and Maths	200%	This is still a reduction on 07/08 from 3 to 2 schools. In one school there have been significant staffing issues in English and maths directly impacting on standards in the English and maths One school is the Eastbourne Academy, which has alternative school improvement arrangements to those brokered through the Local Authority.	LA is now fully engaged with the 'National Challenge'. The one schools where standards fall below this threshold we now have a National Challenge advisor, a programme of support and challenge from the SIP/NCA and LA. This is monitored and tracked through the RAP management group (LA + School + DCSF) and also the Local National Challenge board (LA/NCA and DCSF + National Strategies). Projected data indicate that the schools should be in line or above that threshold this year. In Eastbourne the academy system has its own process for National Challenge.
NI 81 Inequality gap in the achievement of a level 3 qualification by the age of 19: measured using those claiming a free school meal at age 15 against those not claiming a free school meal at academic age 15		The non FSM cohort is improving faster than the FSM cohort. Further analysis is required to identify whether the FSM cohort is improving and if so the % rise.	The non FSM cohort is improving faster than the FSM cohort. Further analysis is required to identify whether the FSM cohort is improving and if so the % rise.
NI 114 Rate of Permanent exclusions from schools: Number of permanent exclusions expressed as a percentage of school population	-25.0%	Rate of Permanent Exclusion has halved in one year from 47 to 23 students. Target therefore missed by 5 pupils.	Improvement due to partnership agreement with schools, which has resulted in HLTAs being positioned in each secondary school to run internal exclusion units. Actual performance for this NI is based on academic year 2007-08. Darlington performance from 01/04/08 to 31/03/09 is 21 students, representing 0.14% of school population.

Number of Aspiring Darlington actions	41
Number (%) Healthy Darlington improvement actions on or above target	39 (95%)
Status of Aspiring Darlington Theme delivery	

Exception reporting

- 8 The SCS contains 8 work strands in the Aspiring Darlington Theme. These work strands are supported by a total of 41 actions. 95% of the planned actions to support the implementation of the Aspiring Delivery Plan have been completed within target deadlines or are on target. There are only 2 actions that have slipped or which have been delayed:

Work strand 4: Engaging with employers

- I. To develop an Engineering Skills Project, working with approximately 6 key engineering employers within the Town offering subsidised work placements to young people and some form of cash incentive to the individuals upon completion. The Engineering Skills Project has slipped due to budget constraints and will hopefully go ahead in the financial year 2009-10.

Work strand 3: Improving parenting and communications with parents

- II. To identify and map areas of greatest need for the enhanced provision of parental engagement. This task will progress with the roll out of Integrated Working Project

Recommendation(s)

- 9 It is recommended that members of the LSP Executive Group note the contents of this report.

Murray Rose
Director of Children's Services