

**DARLINGTON PARTNERSHIP
HEALTHY DARLINGTON GROUP**

ITEM NO.

**HEALTHY DARLINGTON PERFORMANCE MONITORING REPORT
QUARTER 3 APRIL – DECEMBER 2008**


Purpose of Report

1. To detail overall performance against targets and actions contained within the Healthy Darlington Delivery Plan

Information and Analysis

2. The delivery plan contains a 3 tier approach to monitoring performance at SCS, LAA and National Indicator level. The delivery plan also sets out the actions to be implemented by the Healthy Darlington Group to deliver the Sustainable Community Strategy work strands.
3. This report gives a high level overview of performance against indicators and actions. More detailed analysis is available.

Performance Information and Analysis

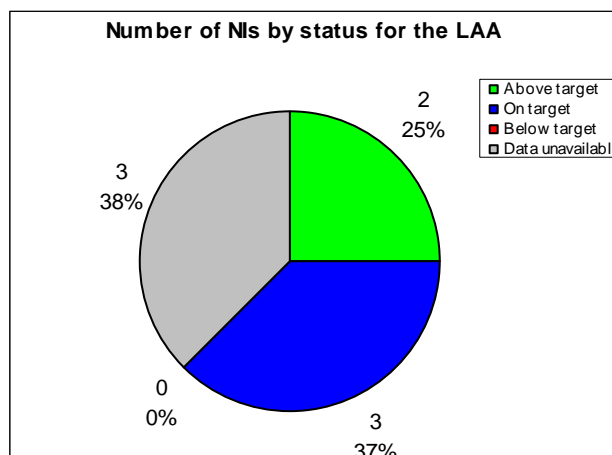
(i)	One Darlington : Perfectly Placed – Sustainable Community Strategy (overall across all theme groups)	
	- Sustainable Community Strategy – Healthy Darlington targets	No data
	- NI112 Under 18 conception rate	No data
	- NI120 All-age all cause mortality rate	No data
	- NI137 Healthy life expectancy at age 65	No data

4. One Darlington : Perfectly Placed incorporates 15 performance indicators (three for each of the five delivery themes). Overall the SCS is 'on target'. However, for the three indicators from Healthy Darlington that measure a contribution to the SCS, there is currently no data available due to data collection being on an annual basis.

(ii)	One Darlington : Perfectly Placed – Local Area Agreement	●
	- Local Area Agreement – Healthy Darlington Targets	●

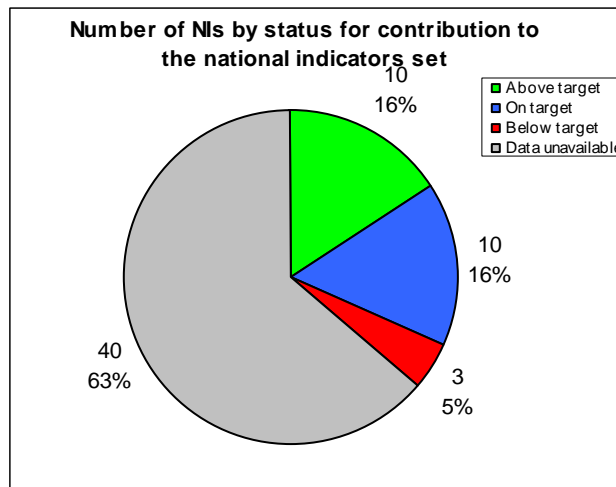
LAA indicator	Target	Actual	Status
NI 004 - % of people who feel they can influence decisions in their locality	?	?	?
NI 008 - Adult participation in sport	22.1%	26.6%	★
NI 050 - Emotional health of children	60.8%	60.8%	●
NI 056i - Percentage of children in Year 6 with height and weight recorded who are obese	21.8%	20.4%	●
NI 112 - Under 18 conception rate	?	?	?
NI 123 - Stopping smoking	?	?	?
NI 130 - Social Care clients receiving Self Directed Support (Direct Payments and Individual Budgets)	160	181.68	★
NI 136 - People supported to live independently through social services (all adults)	2727	2741.8	●
Overall status – Healthy Darlington contribution to LAA			●

5. The Local Area Agreement overall for Darlington is on track. Of the eight Healthy Darlington indicators, performance is currently available for five, with two targets exceeded (NI 8 – Adult participation in sport, and NI 130 - Social Care clients receiving Self Directed Support (Direct Payments and Individual Budgets)). Three indicators show status as overall ‘on target’. The overall combined position on these eight negotiated indicators is ‘on target’, i.e.:



(ii)	National Indicator Set (full set)	●
	- National Indicator Set (Healthy Darlington contribution)	●

6. There are currently 188 national indicators, of which 63 are linked to the Healthy Darlington Theme group. Overall across the entire basket of national indicators, performance is on track for those indicators reporting data. Of the 63 Healthy Darlington related indicators, analysis shows that three are below target, ten are on target and ten are currently above target. There are 40 indicators that show no data currently, i.e.:




7. The three indicators 'below target', as detailed as follows:

Indicator	Target	Actual
NI 060 - Percentage core assessments for children's social care carried out in less than 35 working days Reasons – All cases are allocated and actively worked with. The deficit relates to a problem implementing a new electronic recording system. ACTION: The situation is being kept under review to ensure that data is entered accurately.	86	71.8
NI 068 - Percentage of referrals to children's social care going on to initial assessment Reasons – There have been issues around definitions of referrals and what a contact is defined as, which require clarification. This indicator impacts on initial assessment indicator. Action is required around implementing an urgent review of the systems relating to recording.	35	20
NI 069 - Children who have experienced bullying Reasons - Baseline to be set from TellUs3 survey (carried out in 2008/09). The target was set using the TellUs2 survey, which does not match the definition from TellUs3 survey.	32	52.2

Action planning and analysis

8. The Delivery Plan highlights 68 actions relating to the Healthy Darlington Theme:

Number of Healthy Darlington actions	68
Number (%) Healthy Darlington improvement actions on or above target	63 (93%)
Status of Healthy Darlington Theme delivery	

Exception reporting

9. A total of 5 Healthy Darlington actions out of 68 (7%) are showing red triangle status, indicating that implementation is currently not achieving approved timescales or targets. In order to establish smoking prevalence across Darlington, particularly in priority wards, specific work is now underway to produce more robust ward level data, including a door to door health survey commissioned for specific wards in Darlington. In order to increase quit rates faster in wards with highest prevalence, a contact has been agreed with local GP practices to provide smoking cessation in all practices across Darlington. Specialist capacity will be directed to those wards with the highest smoking prevalence. Work is ongoing to improve access to Sexual Health Service with specific work targeting high risk groups planned in order to deduce rates and impact of sexually transmitted infections and HIV. Increased promotion of the Chlamydia screening programme is expected to improve the uptake of Chlamydia screening. Lastly, action plans targeting and engaging schools requiring support to develop and implement the Healthy Schools Standard aim to reduce health inequalities through a whole school approach.

Recommendation(s)

10. It is recommended that members of the Healthy Darlington Group note the contents of this report.

Miriam Davidson
Chair – Healthy Darlington Group

Andy Robinson : (01325) 388014