

**PROSPEROUS DARLINGTON PERFORMANCE MONITORING REPORT
YEAR END 2008/09 (APRIL 2008 TO MARCH 2009)**






Purpose of Report

1. To detail overall performance against targets and actions contained within the Prosperous Darlington Delivery Plan

Information and Analysis

2. The delivery plan contains a 3 tier approach to monitoring performance at Sustainable Community Strategy (SCS), Local Area Agreement (LAA) and National Indicator Set (NIS) level. The Comprehensive Area Assessment (CAA) by which the Audit Commission and other inspectorates will assess the performance of the area and specific organisations will consider the area’s priorities as expressed in the SCS and LAA. They will also look at the entire NIS. It is therefore important that performance is reported in these blocks since this will clearly highlight specific areas of concern for each theme group and prompt further investigation and action(s) as appropriate. The delivery plan also sets out the actions to be implemented by the Prosperous Darlington Group to deliver the SCS work strands.
3. This report gives a high level overview of performance against indicators and actions. More detailed analysis is available.

Performance Information and Analysis

(i)	One Darlington : Perfectly Placed – Sustainable Community Strategy (overall across all theme groups)	
	- Sustainable Community Strategy – Prosperous Darlington targets	
	- NI151 Overall employment rate (working age)	
	- NI153 Working age people claiming benefits in the worst performing neighbourhoods	
	- NI166 Median earnings of employees in the area	

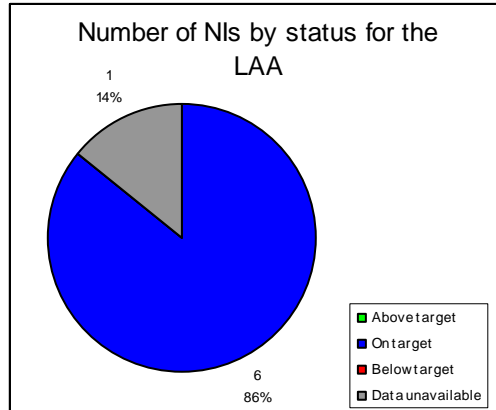
4. The Sustainable Community Strategy ‘One Darlington : Perfectly Placed incorporates’ 15 performance indicators (three for each of the five delivery themes), although one of the indicators has two parts. Overall the SCS is ‘below target’ as data

is not available at this time for the majority of indicators. All three indicators in the prosperous theme are showing on-target performance.

(ii)	One Darlington : Perfectly Placed – Local Area Agreement	●
	- Local Area Agreement – Prosperous Darlington Targets	●

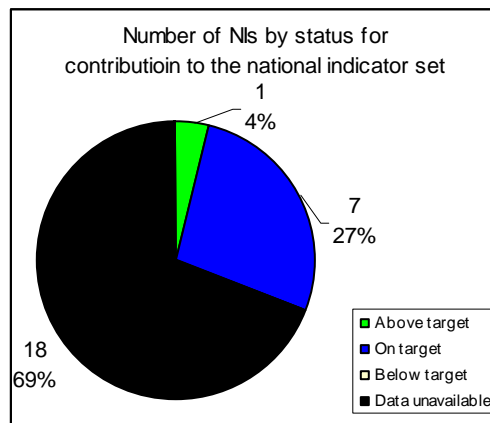
LAA indicator	Target	Actual	Status
NI 007 Environment for a thriving third sector	Baseline data	11.9	●
NI 011 Engagement in the arts	Baseline data	42.1	●
NI 151 Overall employment rate (working age)	72.7	73.9 (July 2007- June 2008)	●
NI 153 Working age people claiming benefits in the worst performing neighbourhoods	33.6	32.08 (Q4 2007 4Q avg.)	●
NI 154 Net additional homes provided	215		
NI 164 Proportion of working age people qualified to at least level 3	50.1	50.6 (2007)	●
NI 166 Median earnings of employees in the area	415.00	438.70	●
Overall status – Prosperous Darlington contribution to LAA			●

5. The Local Area Agreement overall for Darlington is on track. Of the seven Prosperous Darlington indicators, performance is currently available for six. Two of these indicators are new in 2008/09 and targets were not set (included in the pie chart as blue circles). The other four targets have been achieved.



(ii)	National Indicator Set (full set)	●
	- National Indicator Set (Prosperous Darlington contribution)	●

6. There are currently 188 national indicators, of which 23 are linked to the Prosperous Darlington Theme group (26 indicators including separate parts). Overall across the entire basket of national indicators, performance is on track for those indicators reporting data. Of the 26 Prosperous Darlington related indicators, analysis shows that none are below target, five are on target and one is above target and two where data is available have no target (included in the pie chart as on target though) since they were new. The Place Survey indicators are embargoed and cannot be published. There are 18 indicators that show no data currently:



Action planning and analysis

7. The Prosperous Darlington Delivery Plan includes 54 actions:

Number of Prosperous Darlington actions	54
Number (%) Prosperous Darlington improvement actions on or above	48 (89%)

target	
Status of Prosperous Darlington Theme delivery	▲

Exception reporting

8. As shown in the table above, 48 actions are currently either on target or, in the case of longer term, on-going actions, making progress towards achieving their targets. The 6 actions that are currently below target are in areas which have been affected by the economic downturn. It has not been possible to progress early site assembly (action 1c) as anticipated, due to the mismatch in land values and land owners' expectations. Two actions in 2c have suffered, due to the lack of new public sector construction contracts being awarded and to delays in the process for Supplementary Planning Guidance. It is hoped that the second of these two actions will be progressed later in the year. The economic downturn has also affected developer interest in taking forward Faverdale as a major logistics and distribution park. There have been delays in the implementation of the proposed Tees Valley Bus Network improvements (action 3a) as the decision by the Department for Transport is still to be confirmed. Delivery of these improvements has been rescheduled for 2009-2012. The bid for funding to deliver projects to tackle child poverty (action 5b) was unsuccessful and consideration is now being given to those elements of the overall proposal that can still be implemented from mainstream funding.

Recommendation

9. It is recommended that members of the Prosperous Darlington Group note the contents of this report.

Mike Airey
Chair – Prosperous Darlington Group

Gwenda Lyn Jones: (01325) 388660
David Goodchild: (01325) 388015