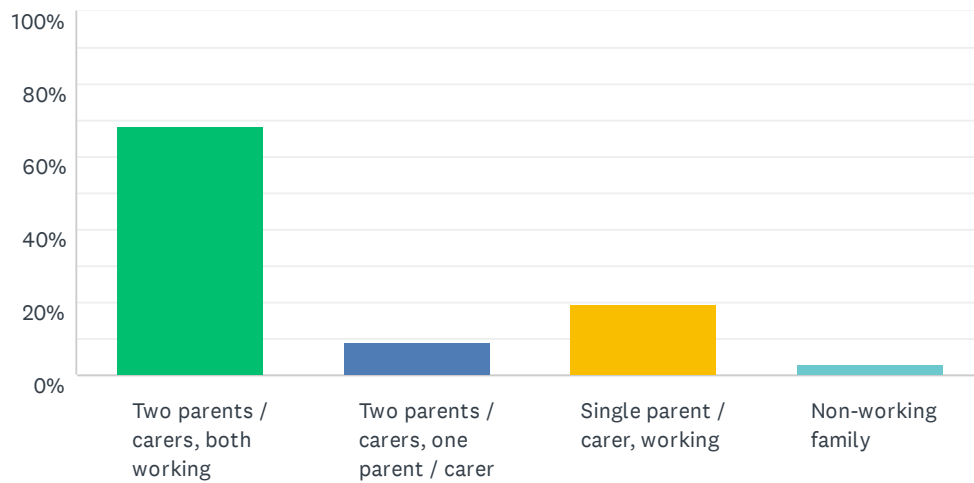


Q1 Which of the following statements describes your family's circumstances?

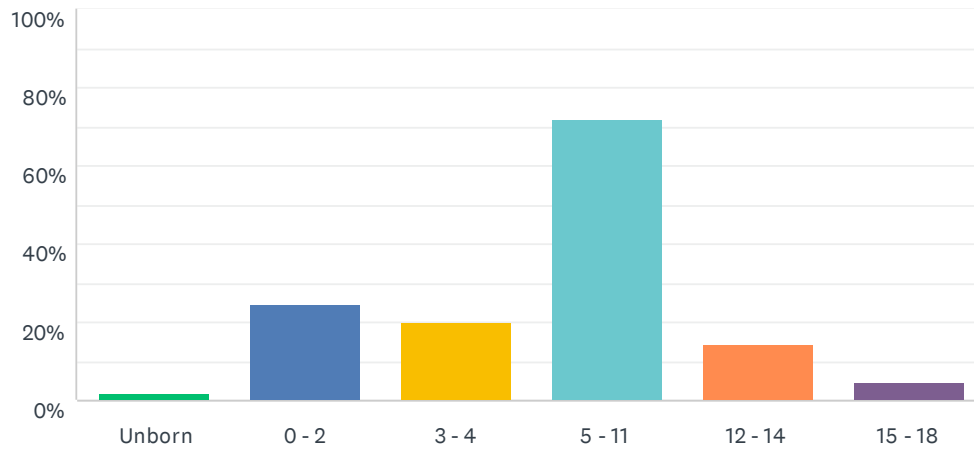
Answered: 643 Skipped: 0



ANSWER CHOICES	RESPONSES	
Two parents / carers, both working	68.43%	440
Two parents / carers, one parent / carer is working	9.02%	58
Single parent / carer, working	19.44%	125
Non-working family	3.11%	20
TOTAL		643

Q2 How old is your child / are your children that you need childcare for? (Tick all that apply)

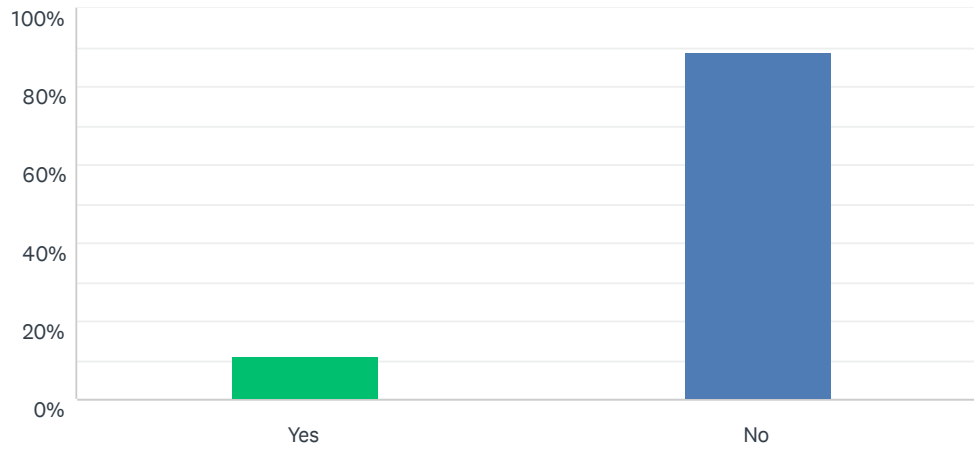
Answered: 643 Skipped: 0



ANSWER CHOICES	RESPONSES	
Unborn	1.71%	11
0 - 2	24.57%	158
3 - 4	20.22%	130
5 - 11	72.16%	464
12 - 14	14.46%	93
15 - 18	4.82%	31
Total Respondents: 643		

Q3 Do any of your children have a disability or special education needs?

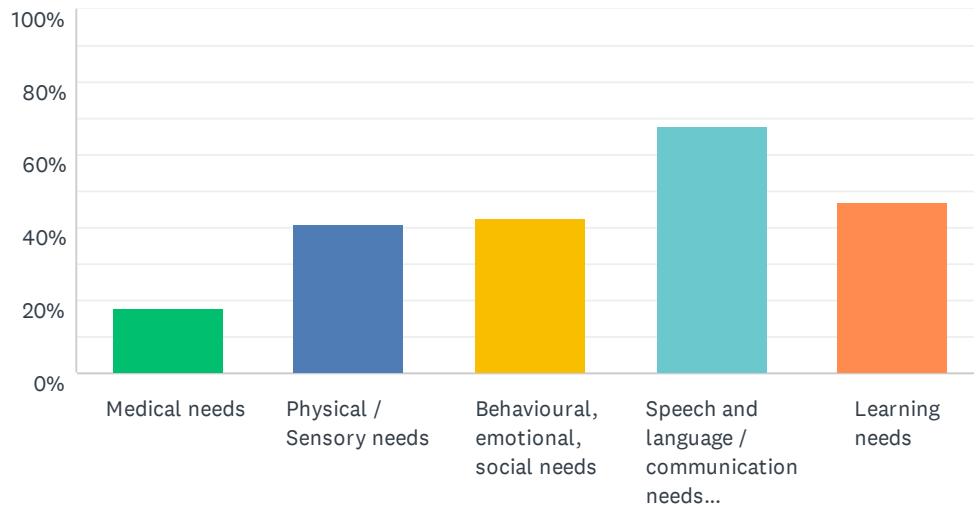
Answered: 643 Skipped: 0



ANSWER CHOICES	RESPONSES	
Yes	11.04%	71
No	88.96%	572
TOTAL		643

Q4 Which of the following needs does your child or children have? (Tick all that apply)

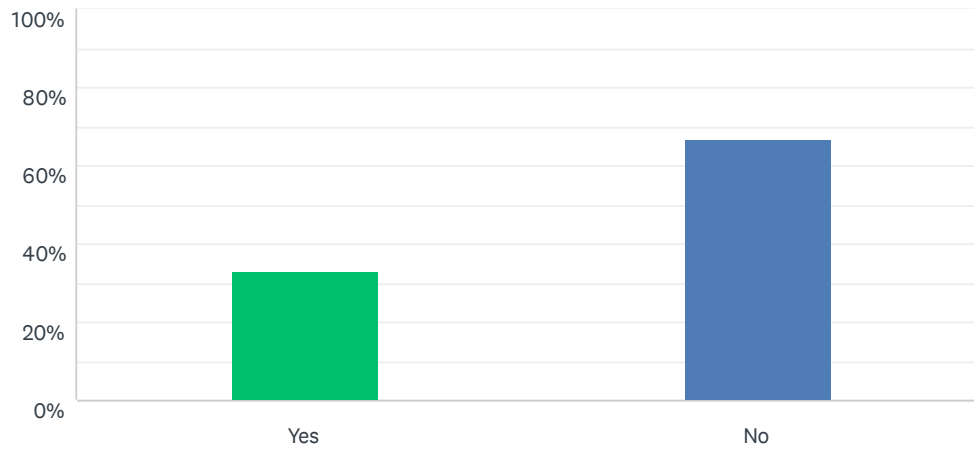
Answered: 66 Skipped: 577



ANSWER CHOICES	RESPONSES	
Medical needs	18.18%	12
Physical / Sensory needs	40.91%	27
Behavioural, emotional, social needs	42.42%	28
Speech and language / communication needs (including Autism Spectrum Disorder)	68.18%	45
Learning needs	46.97%	31
Total Respondents: 66		

Q5 Do you have any particular concerns accessing childcare from Autumn 2020?

Answered: 67 Skipped: 576



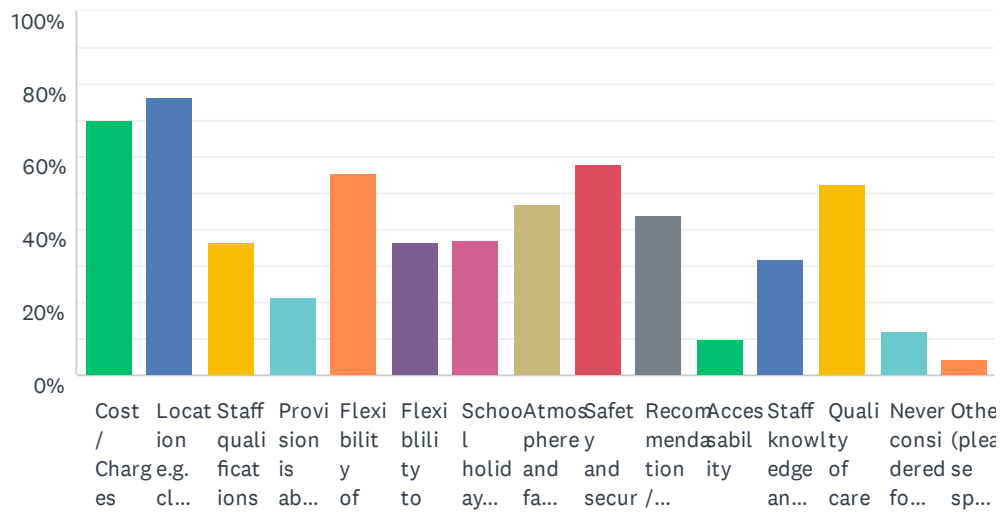
ANSWER CHOICES	RESPONSES	
Yes	32.84%	22
No	67.16%	45
TOTAL		67

Q6 If yes, please explain your concerns.

Answered: 23 Skipped: 620

Q7 Which of the following statements best describes what you take into consideration when choosing formal childcare? (Tick all that apply)

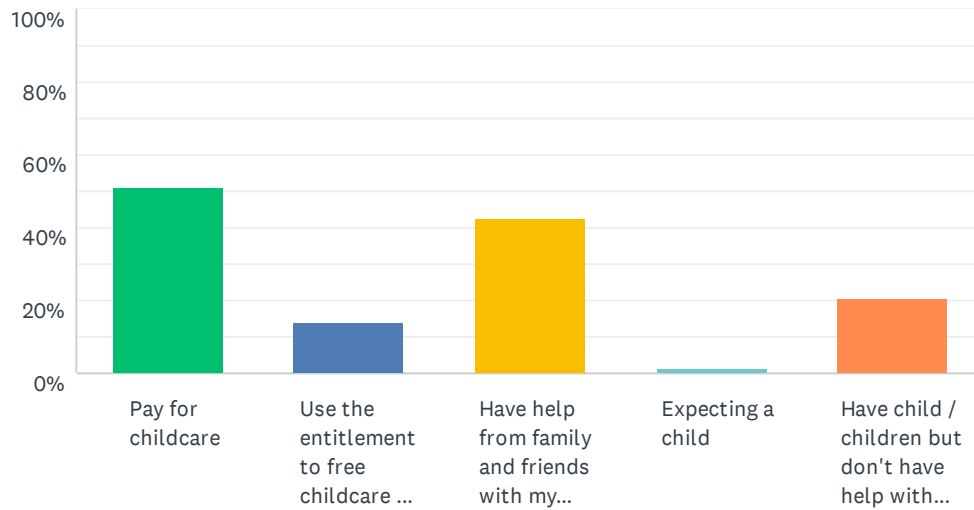
Answered: 570 Skipped: 73



ANSWER CHOICES	RESPONSES	
Cost / Charges	70.18%	400
Location e.g. close to home / work / school	76.67%	437
Staff qualifications	36.49%	208
Provision is able to meet additional needs of a child / children	21.58%	123
Flexibility of opening and closing times	55.61%	317
Flexibility to fit in with personal circumstances	36.67%	209
School holiday cover	37.02%	211
Atmosphere and facilities available	47.02%	268
Safety and security	57.89%	330
Recommendation / reputation / Ofsted results	43.86%	250
Accessibility	10.18%	58
Staff knowledge and experience of child's needs	31.93%	182
Quality of care and education	52.46%	299
Never considered formal childcare	11.75%	67
Other (please specify)	4.74%	27
Total Respondents: 570		

Q8 Which of the following statements describes your current childcare situation? (Please tick all that apply)

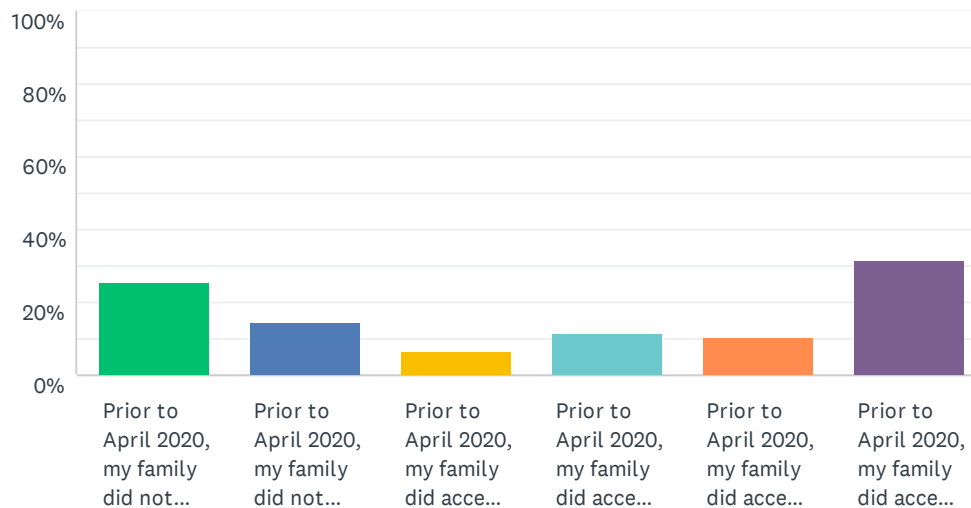
Answered: 549 Skipped: 94



ANSWER CHOICES	RESPONSES	
Pay for childcare	51.00%	280
Use the entitlement to free childcare for 2, 3 and 4 year olds	14.03%	77
Have help from family and friends with my childcare	42.44%	233
Expecting a child	1.64%	9
Have child / children but don't have help with childcare	20.40%	112
Total Respondents: 549		

Q9 The Covid-19 pandemic has created many uncertainties in family life, including the need for childcare and the ability to pay for childcare. Please tick the box which best describes your family’s circumstances:

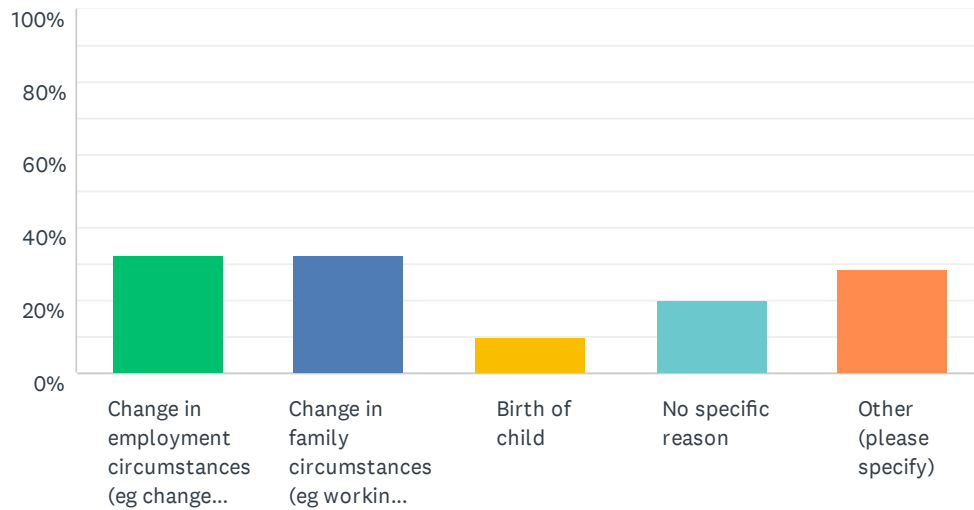
Answered: 513 Skipped: 130



ANSWER CHOICES	RESPONSES
Prior to April 2020, my family did not access childcare and will not be accessing childcare over the following year	25.34% 130
Prior to April 2020, my family did not access childcare but will be accessing childcare over the following year	14.62% 75
Prior to April 2020, my family did access childcare and will not be accessing childcare over the following year	6.63% 34
Prior to April 2020, my family did access childcare but will be accessing less childcare over the following year (compared to pre-Covid levels)	11.50% 59
Prior to April 2020, my family did access childcare and will be accessing more childcare over the following year (compared to pre-Covid levels)	10.33% 53
Prior to April 2020, my family did access childcare and will be accessing the same amount of childcare over the following year (compared to pre-Covid levels)	31.58% 162
TOTAL	513

Q10 Has your childcare changed since April 2020 for any of the following reasons? (Please tick all that apply)

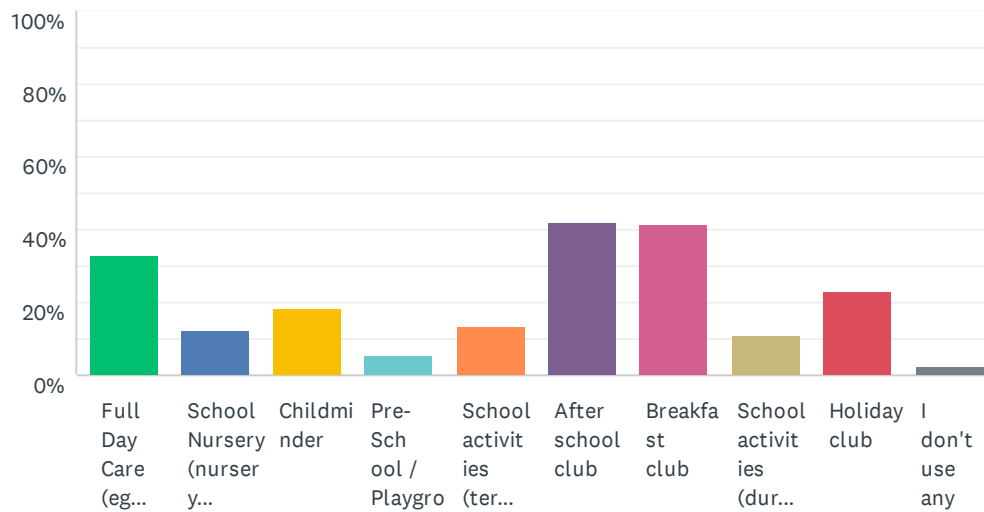
Answered: 182 Skipped: 461



ANSWER CHOICES	RESPONSES	
Change in employment circumstances (eg change of job, increase in working hours)	32.42%	59
Change in family circumstances (eg working from home, more flexible working patterns)	32.42%	59
Birth of child	9.89%	18
No specific reason	19.78%	36
Other (please specify)	28.57%	52
Total Respondents: 182		

Q11 Which of the following childcare will your family will be using over the following year? (Please tick all that apply)

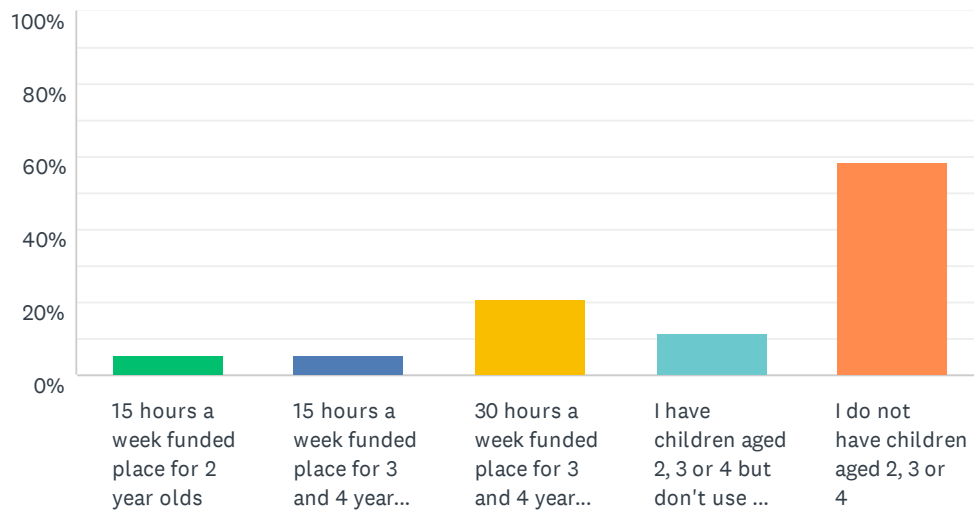
Answered: 342 Skipped: 301



ANSWER CHOICES	RESPONSES	
Full Day Care (eg private day nursery)	33.04%	113
School Nursery (nursery school or unit within a primary school)	12.57%	43
Childminder	18.71%	64
Pre-School / Playgroup	5.56%	19
School activities (term time)	13.74%	47
After school club	41.81%	143
Breakfast club	41.52%	142
School activities (during school holidays)	10.82%	37
Holiday club	22.81%	78
I don't use any of the formal childcare in this list	2.63%	9
Total Respondents: 342		

Q12 Which of the following funded entitlement for children aged 2,3 or 4 will your family be using over the following year? (Please tick all that apply):

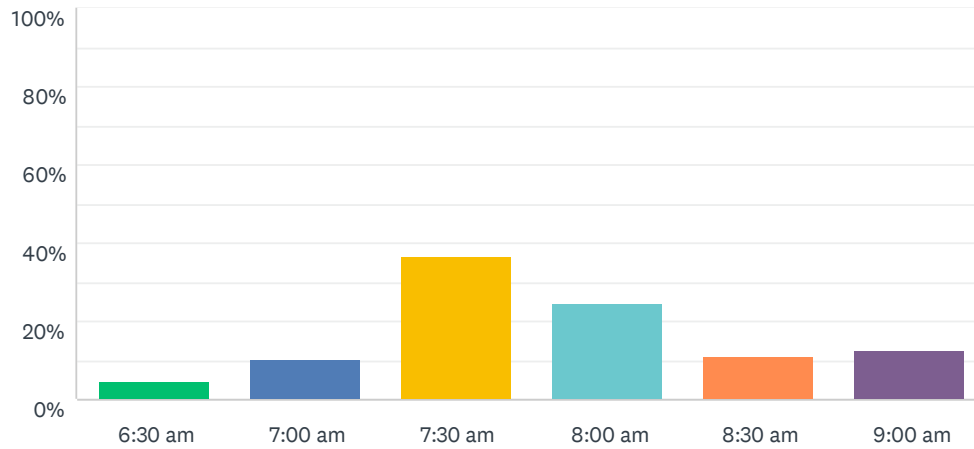
Answered: 338 Skipped: 305



ANSWER CHOICES	RESPONSES	
15 hours a week funded place for 2 year olds	5.33%	18
15 hours a week funded place for 3 and 4 year olds	5.62%	19
30 hours a week funded place for 3 and 4 year olds	21.01%	71
I have children aged 2, 3 or 4 but don't use any of the entitlements	11.54%	39
I do not have children aged 2, 3 or 4	58.58%	198
Total Respondents: 338		

Q13 What is the earliest time that you need childcare?

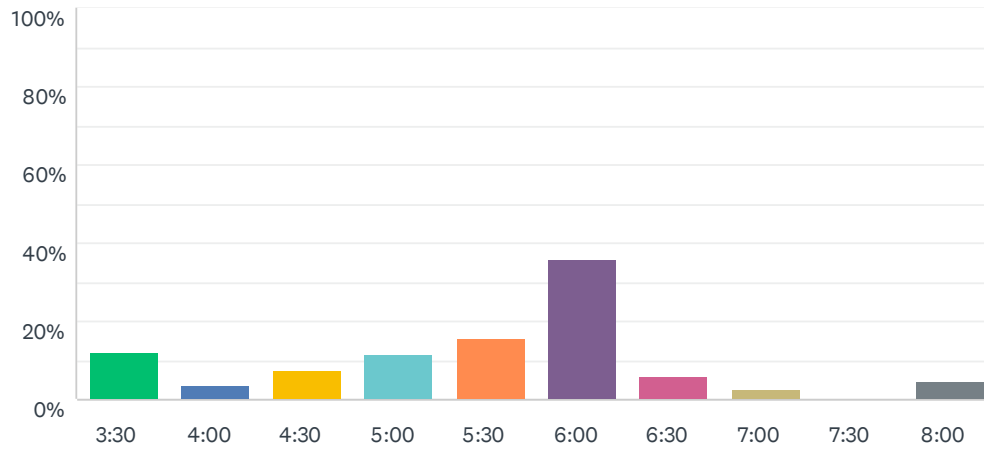
Answered: 335 Skipped: 308



ANSWER CHOICES	RESPONSES
6:30 am	4.78% 16
7:00 am	10.45% 35
7:30 am	36.72% 123
8:00 am	24.48% 82
8:30 am	11.04% 37
9:00 am	12.54% 42
TOTAL	335

Q14 What is the latest time that you need childcare?

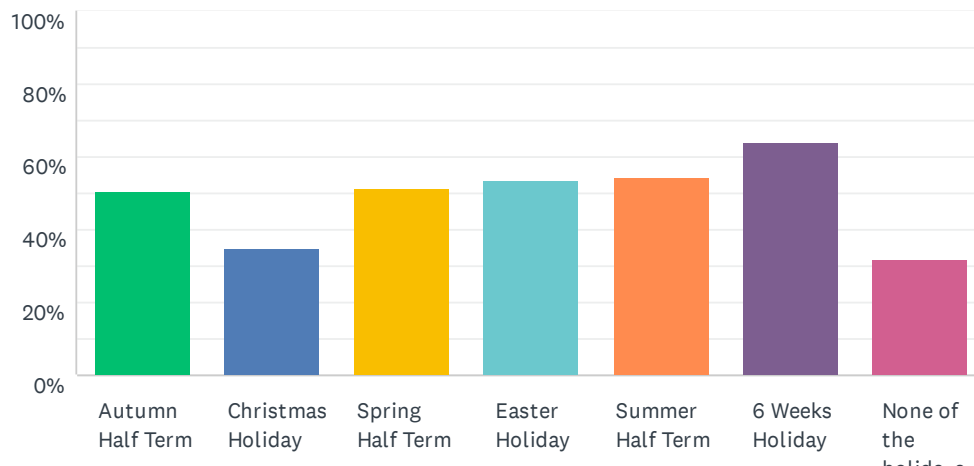
Answered: 335 Skipped: 308



ANSWER CHOICES	RESPONSES	
3:30 pm	11.94%	40
4:00 pm	3.58%	12
4:30 pm	7.46%	25
5:00 pm	11.64%	39
5:30 pm	15.82%	53
6:00 pm	35.82%	120
6:30 pm	6.27%	21
7:00 pm	2.69%	9
7:30 pm	0.30%	1
8:00 pm	4.48%	15
TOTAL		335

Q15 During which school holidays will you use childcare? (Please tick all that apply)

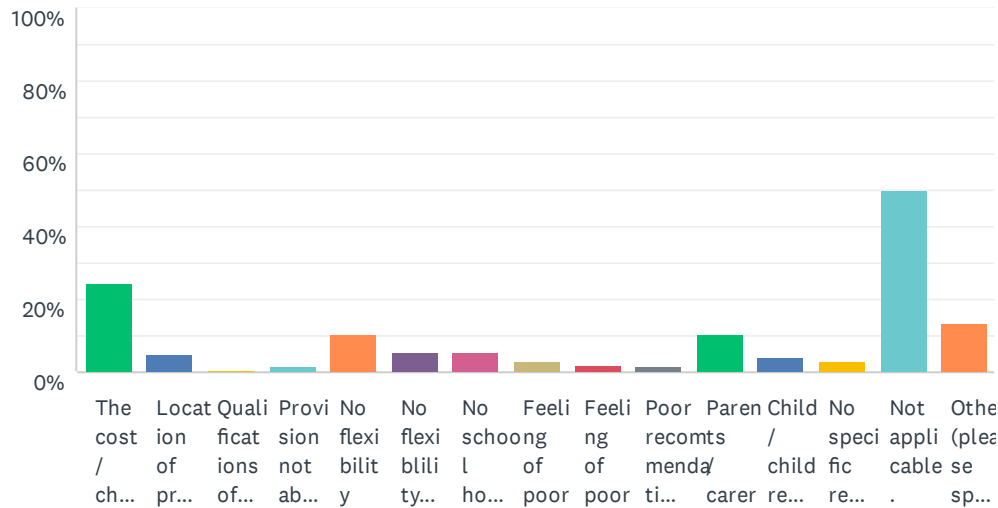
Answered: 335 Skipped: 308



ANSWER CHOICES	RESPONSES	
Autumn Half Term	50.75%	170
Christmas Holiday	34.93%	117
Spring Half Term	51.64%	173
Easter Holiday	53.43%	179
Summer Half Term	54.63%	183
6 Weeks Holiday	63.88%	214
None of the holidays	31.94%	107
Total Respondents: 335		

Q16 Which, if any, of the following statements best describes why you stopped, reduced or are unhappy with your formal childcare provision? (Please tick all that apply)

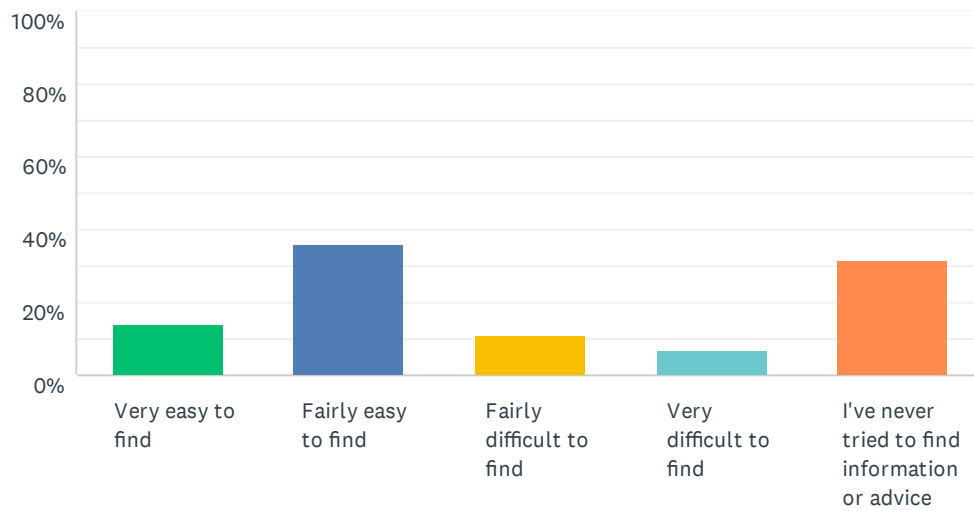
Answered: 475 Skipped: 168



ANSWER CHOICES	RESPONSES
The cost / charges involved.	24.42% 116
Location of provision e.g. it is not close to home / work / school.	4.84% 23
Qualifications of the staff.	0.63% 3
Provision not able to meet additional needs of a child.	1.26% 6
No flexibility of opening and closing times.	10.74% 51
No flexibility to fit in with personal circumstances.	5.68% 27
No school holiday cover provided.	5.47% 26
Feeling of poor facilities and / or atmosphere.	2.95% 14
Feeling of poor safety and / or security.	2.11% 10
Poor recommendation / reputation / Ofsted results.	1.26% 6
Parents / carers / family / friends can help with childcare.	10.53% 50
Child / children can look after themselves.	3.79% 18
No specific reason.	3.16% 15
Not applicable.	49.89% 237
Other (please specify)	13.47% 64
Total Respondents: 475	

Q17 In the past year, have you generally found it easy or difficult to find information and advice about childcare?

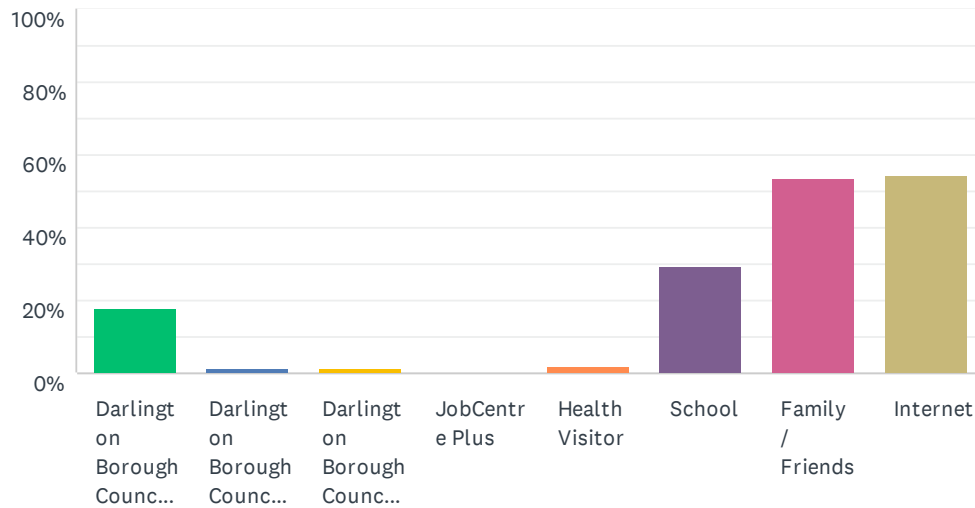
Answered: 472 Skipped: 171



ANSWER CHOICES	RESPONSES	
Very easy to find	13.77%	65
Fairly easy to find	36.23%	171
Fairly difficult to find	11.23%	53
Very difficult to find	7.20%	34
I've never tried to find information or advice	31.57%	149
TOTAL		472

Q18 Who did you find information on childcare from? (Please tick all that apply)

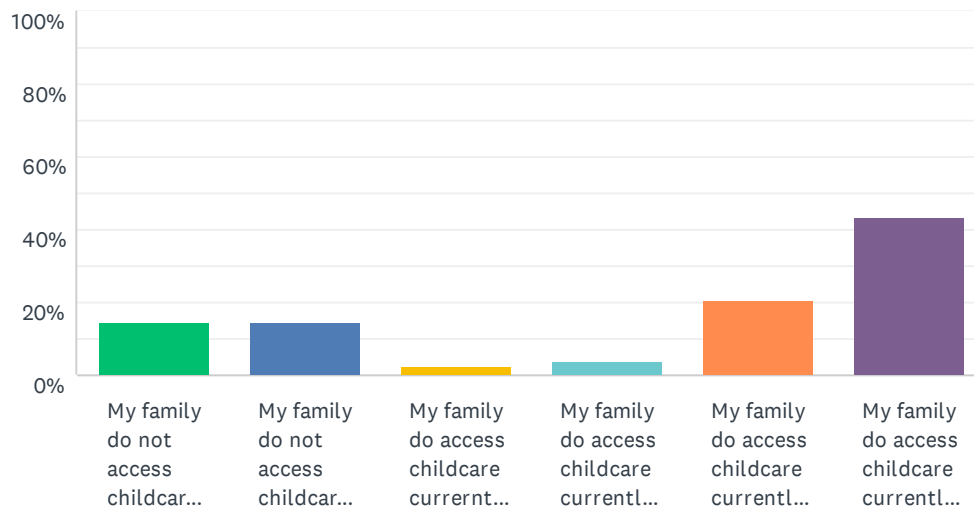
Answered: 317 Skipped: 326



ANSWER CHOICES	RESPONSES	
Darlington Borough Council Family Information Service	17.98%	57
Darlington Borough Council Social Workers	1.26%	4
Darlington Borough Council Children's Centre	1.26%	4
JobCentre Plus	0.00%	0
Health Visitor	2.21%	7
School	29.34%	93
Family / Friends	53.31%	169
Internet	54.57%	173
Total Respondents: 317		

Q19 Thinking ahead to Spring 2021, please tick the box which best describes how you think your family’s childcare circumstances could be.

Answered: 312 Skipped: 331



ANSWER CHOICES	RESPONSES	
My family do not access childcare currently and will not be accessing childcare in spring 2021.	14.74%	46
My family do not access childcare currently but will be accessing childcare in spring 2021.	14.42%	45
My family do access childcare currently but will not be accessing childcare in spring 2021.	2.56%	8
My family do access childcare currently but will be accessing less childcare in spring 2021.	4.17%	13
My family do access childcare currently but will be accessing more childcare in spring 2021.	20.51%	64
My family do access childcare currently but will be accessing the same amount of childcare in spring 2021.	43.59%	136
TOTAL		312