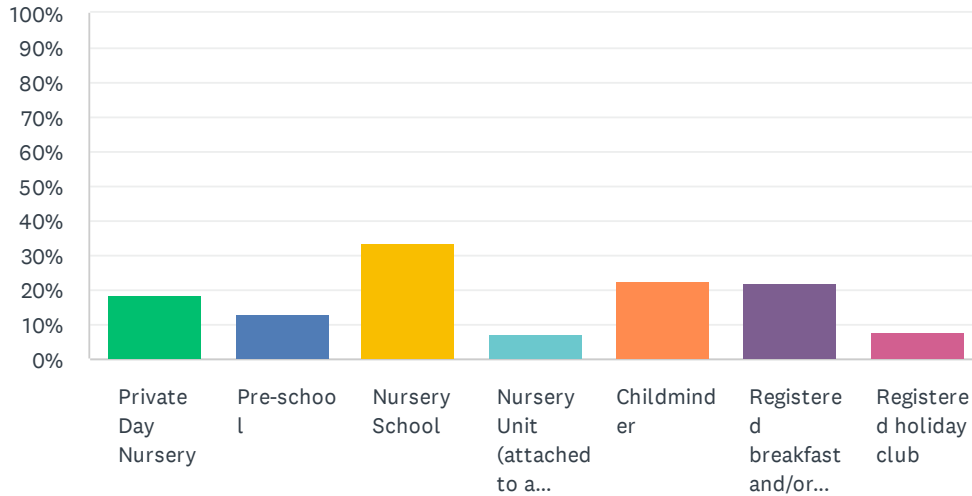


Q1 Which type(s) of childcare provider(s) do you use? (please tick all that apply)

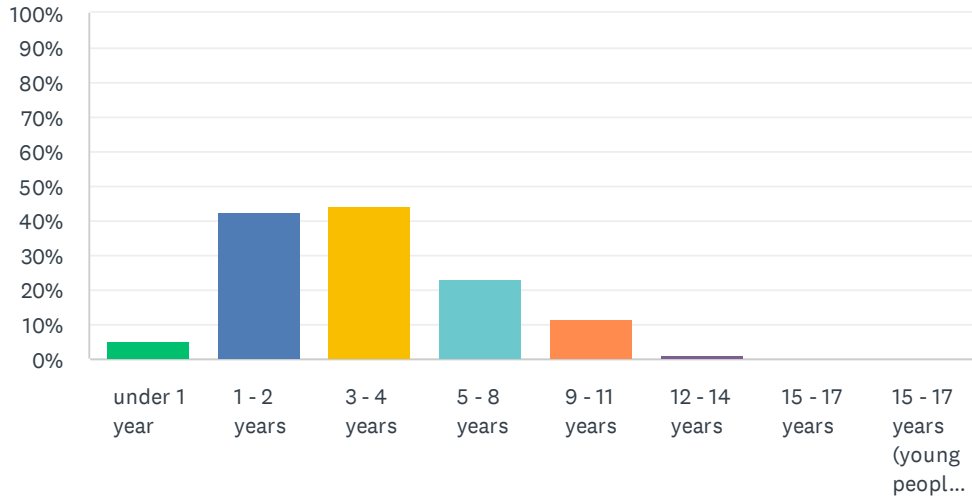
Answered: 154 Skipped: 0



ANSWER CHOICES	RESPONSES	
Private Day Nursery	18.18%	28
Pre-school	12.99%	20
Nursery School	33.77%	52
Nursery Unit (attached to a primary school)	7.14%	11
Childminder	22.73%	35
Registered breakfast and/or after school club	22.08%	34
Registered holiday club	7.79%	12
Total Respondents: 154		

Q2 What is the age of your child(ren) accessing childcare? (please tick all that apply)

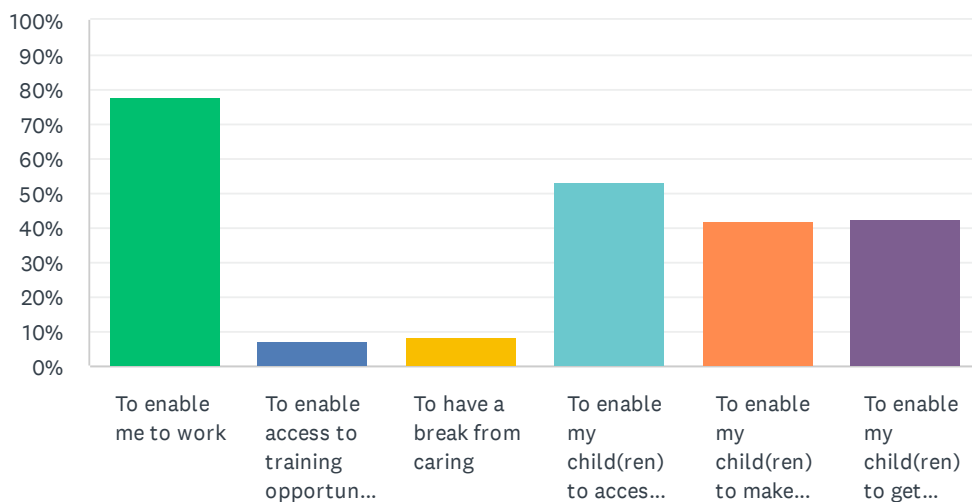
Answered: 154 Skipped: 0



ANSWER CHOICES	RESPONSES	
under 1 year	5.19%	8
1 - 2 years	42.86%	66
3 - 4 years	44.16%	68
5 - 8 years	23.38%	36
9 - 11 years	11.69%	18
12 - 14 years	1.30%	2
15 - 17 years	0.00%	0
15 - 17 years (young people with Special Educational Needs and Disabilities)	0.00%	0
Total Respondents: 154		

Q3 Why do you use childcare? (please tick all that apply)

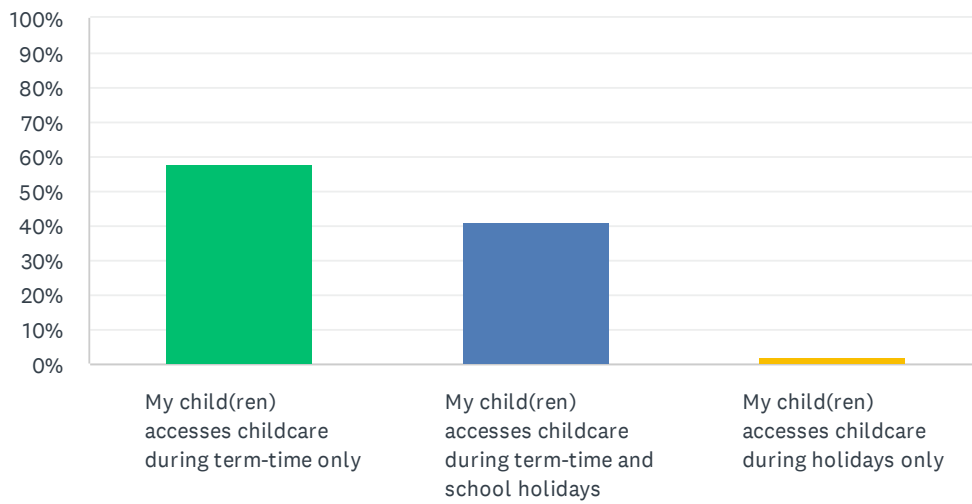
Answered: 154 Skipped: 0



ANSWER CHOICES	RESPONSES	
To enable me to work	77.92%	120
To enable access to training opportunities	7.14%	11
To have a break from caring	8.44%	13
To enable my child(ren) to access opportunities to develop and grow	53.25%	82
To enable my child(ren) to make friends	42.21%	65
To enable my child(ren) to get ready for school	42.86%	66
Total Respondents: 154		

Q4 When do you use childcare? (please tick all that apply)

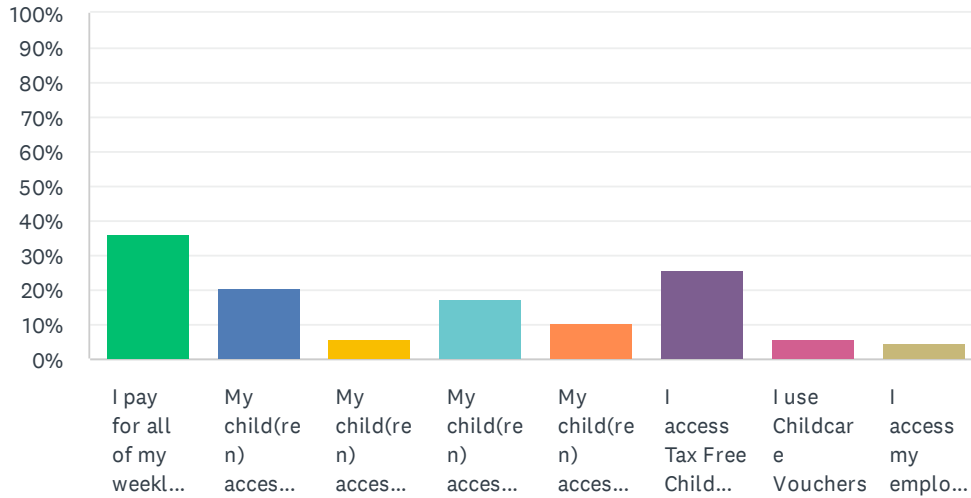
Answered: 154 Skipped: 0



ANSWER CHOICES	RESPONSES	
My child(ren) accesses childcare during term-time only	57.79%	89
My child(ren) accesses childcare during term-time and school holidays	40.91%	63
My child(ren) accesses childcare during holidays only	1.95%	3
Total Respondents: 154		

Q5 Which of the following apply to you with regard to paying for childcare? (please tick all that apply)

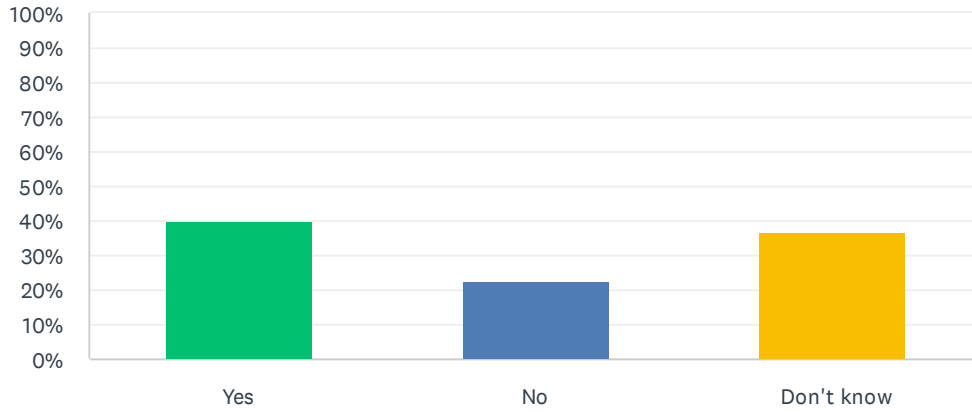
Answered: 154 Skipped: 0



ANSWER CHOICES	RESPONSES	
I pay for all of my weekly childcare	36.36%	56
My child(ren) accesses 15 free hours a week	20.78%	32
My child(ren) accesses 15 free hours a week and I pay for additional hours	5.84%	9
My child(ren) accesses 30 free hours a week	17.53%	27
My child(ren) accesses 30 free hours a week and I pay for additional hours	10.39%	16
I access Tax Free Childcare	25.97%	40
I use Childcare Vouchers	5.84%	9
I access my employer support/childcare scheme	4.55%	7
Total Respondents: 154		

Q6 Do you expect childcare costs to increase in the next 6 months? (please tick one)

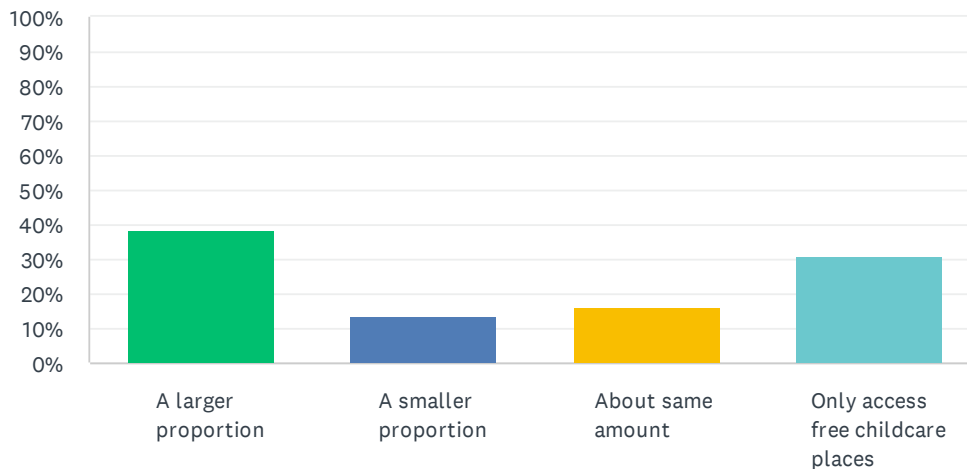
Answered: 154 Skipped: 0



ANSWER CHOICES	RESPONSES	
Yes	40.26%	62
No	22.73%	35
Don't know	37.01%	57
TOTAL		154

Q7 How much of your family income do you spend on childcare, compared to Autumn '21? (please tick one)

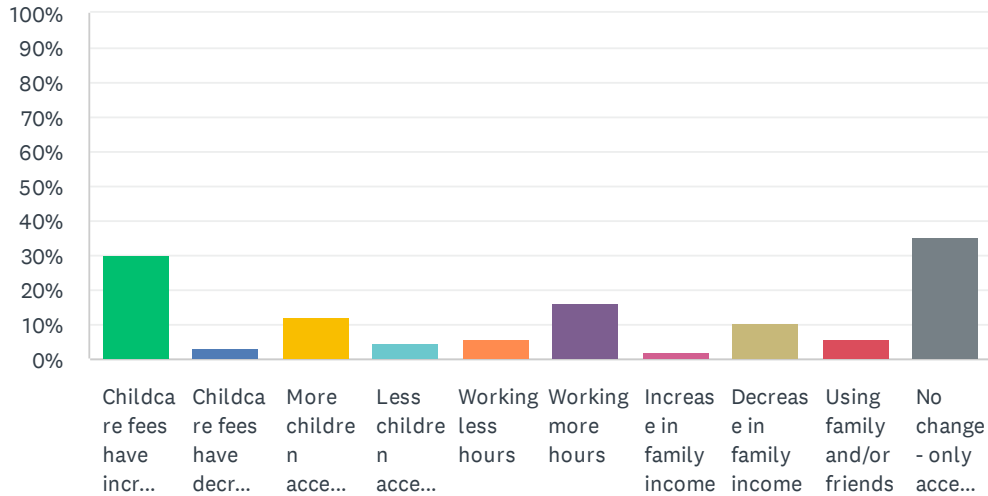
Answered: 151 Skipped: 3



ANSWER CHOICES	RESPONSES	
A larger proportion	38.41%	58
A smaller proportion	13.91%	21
About same amount	16.56%	25
Only access free childcare places	31.13%	47
TOTAL		151

Q8 Which, if any, of the following is a reason for the proportion changing compared to Autumn '21? (please tick all that apply)

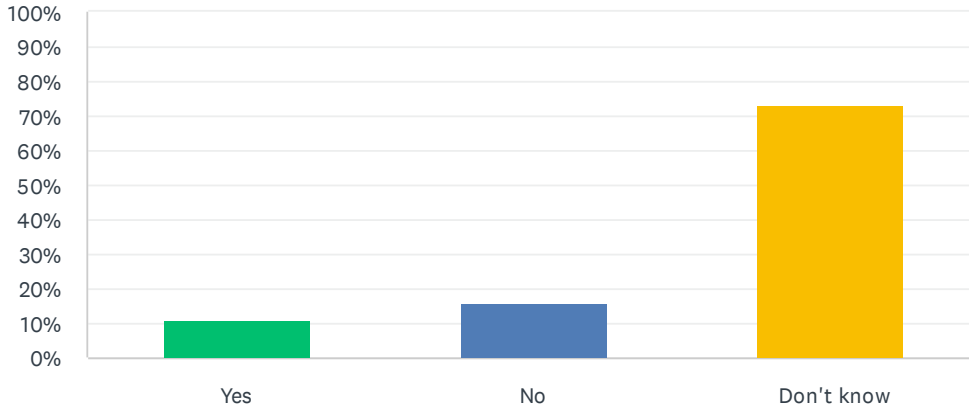
Answered: 154 Skipped: 0



ANSWER CHOICES	RESPONSES	
Childcare fees have increased	29.87%	46
Childcare fees have decreased	3.25%	5
More children accessing childcare	12.34%	19
Less children accessing childcare	4.55%	7
Working less hours	5.84%	9
Working more hours	16.23%	25
Increase in family income	1.95%	3
Decrease in family income	10.39%	16
Using family and/or friends	5.84%	9
No change - only access free childcare places	35.06%	54
Total Respondents: 154		

Q9 Do you think your childcare provider may have to make changes to current arrangements for users in the next 6 months, for example, no longer being able to access 30 Hours funding during school holidays?

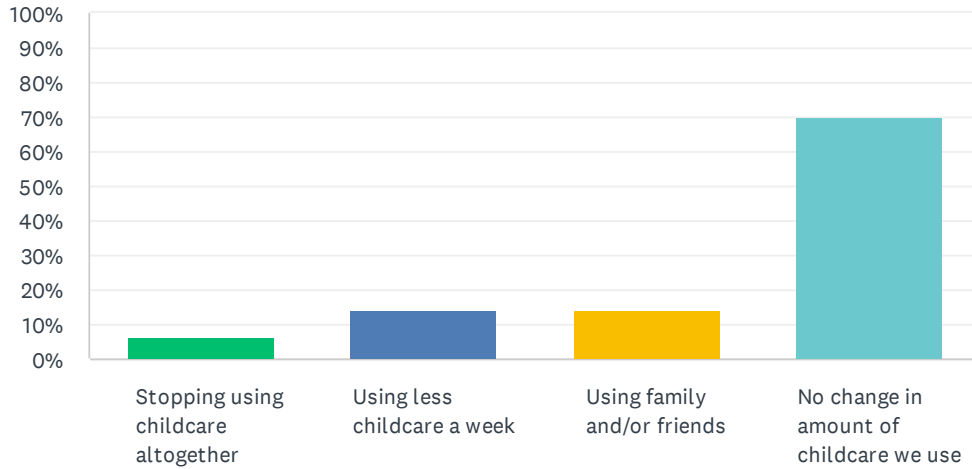
Answered: 154 Skipped: 0



ANSWER CHOICES	RESPONSES	
Yes	11.04%	17
No	15.58%	24
Don't know	73.38%	113
TOTAL		154

Q10 Will the increase in the cost of living result in any of the following changes in your access to childcare?

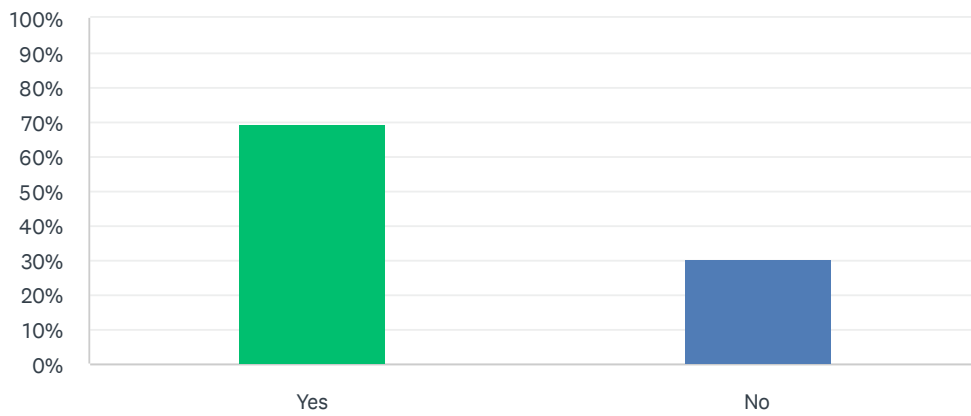
Answered: 154 Skipped: 0



ANSWER CHOICES	RESPONSES	
Stopping using childcare altogether	6.49%	10
Using less childcare a week	14.29%	22
Using family and/or friends	14.29%	22
No change in amount of childcare we use	70.13%	108
Total Respondents: 154		

Q11 Have you heard of Tax Free Childcare?

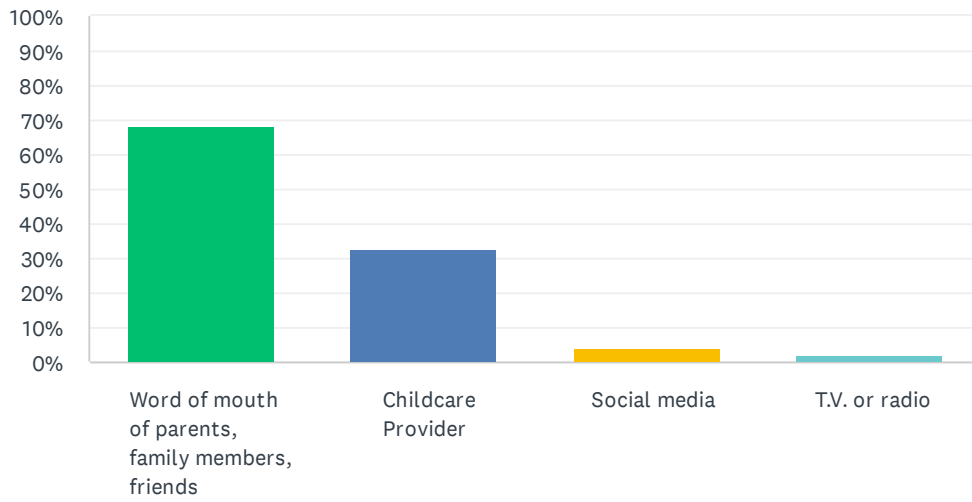
Answered: 154 Skipped: 0



ANSWER CHOICES	RESPONSES	
Yes	69.48%	107
No	30.52%	47
TOTAL		154

Q12 How did you hear about Tax Free Childcare?

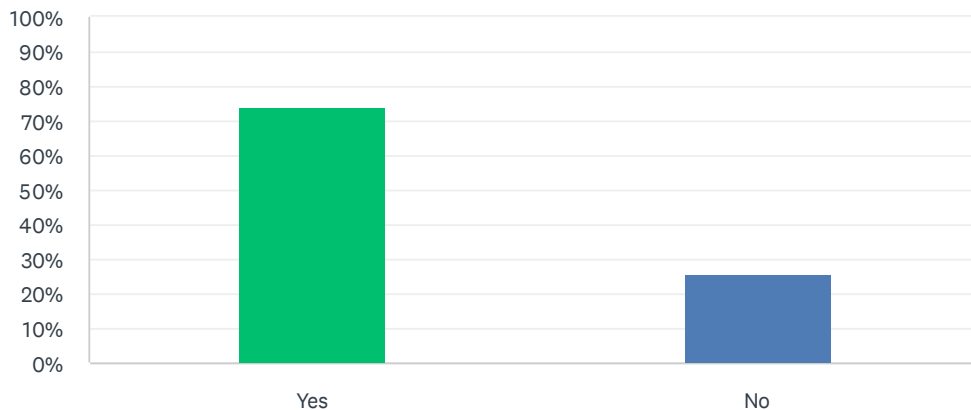
Answered: 101 Skipped: 53



ANSWER CHOICES	RESPONSES	
Word of mouth of parents, family members, friends	68.32%	69
Childcare Provider	32.67%	33
Social media	3.96%	4
T.V. or radio	1.98%	2
Total Respondents: 101		

Q13 Has your childcare provider informed you that they are registered for Tax Free Childcare (TFC)?

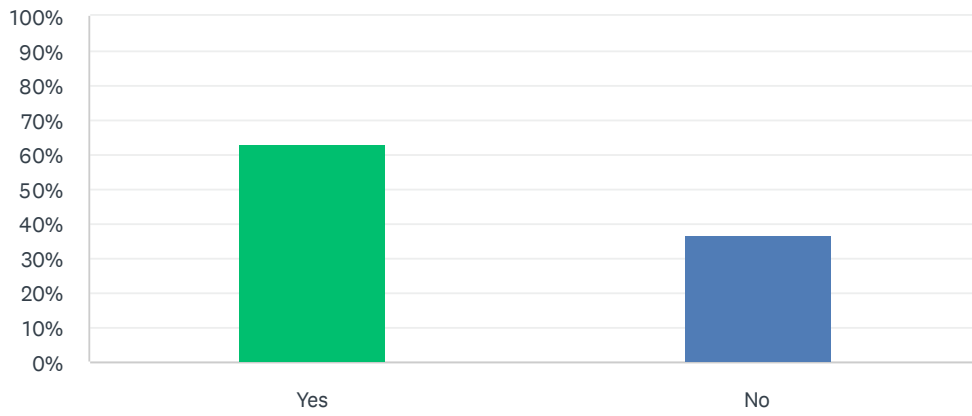
Answered: 101 Skipped: 53



ANSWER CHOICES	RESPONSES	
Yes	74.26%	75
No	25.74%	26
TOTAL		101

Q14 Have you accessed Tax Free Childcare?

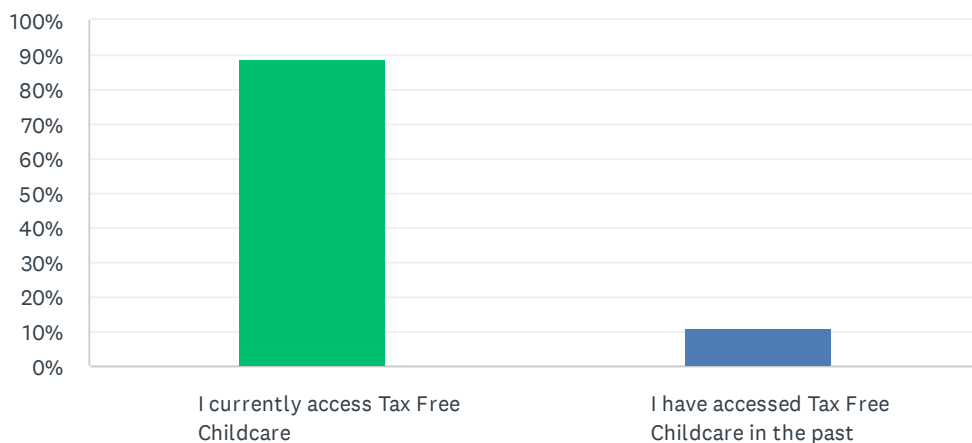
Answered: 101 Skipped: 53



ANSWER CHOICES	RESPONSES	
Yes	63.37%	64
No	36.63%	37
TOTAL		101

Q15 Which of the following statements apply to you:

Answered: 62 Skipped: 92



ANSWER CHOICES	RESPONSES	
I currently access Tax Free Childcare	88.71%	55
I have accessed Tax Free Childcare in the past	11.29%	7
TOTAL		62

Q16 What information do you think parents need to know about Tax Free Childcare to help them to decide whether to apply? (please tick all that apply)

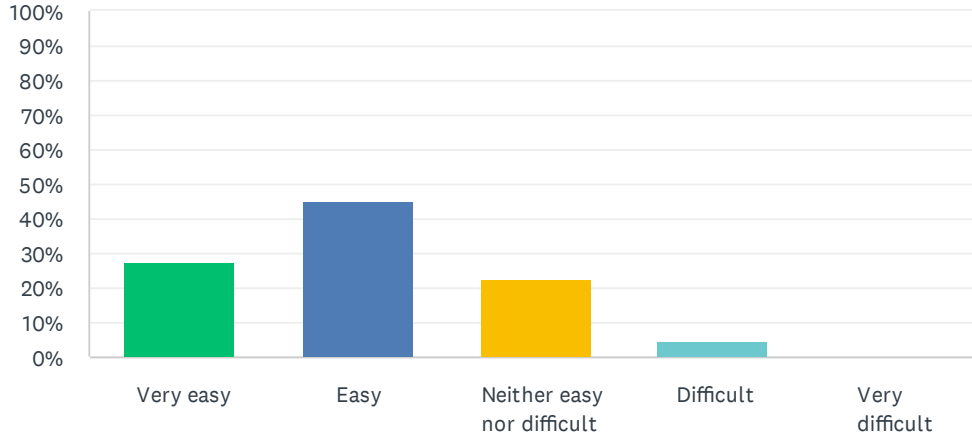
Answered: 62 Skipped: 92



ANSWER CHOICES	RESPONSES	
What the potential financial benefits are	80.65%	50
Which providers are registered on the scheme	58.06%	36
How to apply	75.81%	47
Who can apply	67.74%	42
Age range of eligible children	51.61%	32
Total Respondents: 62		

Q17 How easy was it to sign up to the Tax Free Childcare scheme? (please tick one)

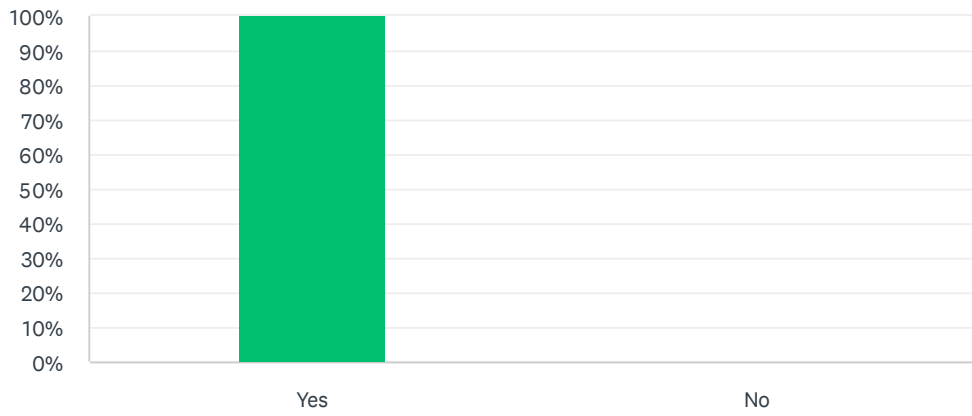
Answered: 62 Skipped: 92



ANSWER CHOICES	RESPONSES	
Very easy	27.42%	17
Easy	45.16%	28
Neither easy nor difficult	22.58%	14
Difficult	4.84%	3
Very difficult	0.00%	0
Total Respondents: 62		

Q18 Would you recommend the Tax Free Childcare scheme?

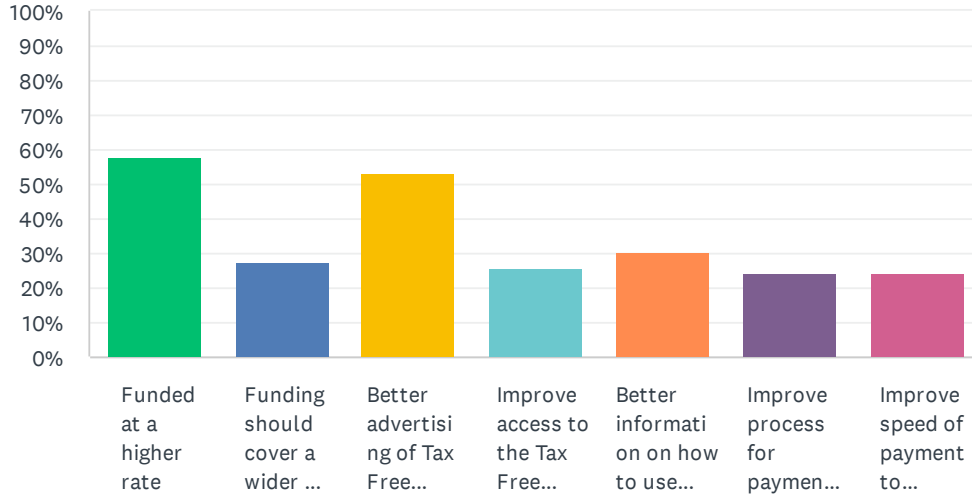
Answered: 62 Skipped: 92



ANSWER CHOICES	RESPONSES	
Yes	100.00%	62
No	0.00%	0
TOTAL		62

Q19 What changes, if any, do you think should be made to the scheme? (please tick all that apply)

Answered: 62 Skipped: 92



ANSWER CHOICES	RESPONSES	
Funded at a higher rate	58.06%	36
Funding should cover a wider age range of children	27.42%	17
Better advertising of Tax Free Childcare	53.23%	33
Improve access to the Tax Free Childcare online systems, for example, password and reconfirmation issues	25.81%	16
Better information on how to use the Tax Free Childcare system, for example, a video should be available	30.65%	19
Improve process for payment of funds into your childcare account	24.19%	15
Improve speed of payment to childcare providers	24.19%	15
Total Respondents: 62		