

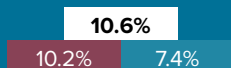
A walk through the life course in Darlington

Key	
Darlington	
Best	Worst
North East	
England	

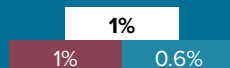
Best Start in Life



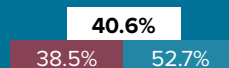
Smoking Status at time of delivery



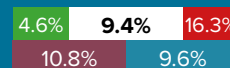
Teenage Mothers



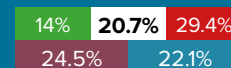
Breastfeeding at 6 to 8 weeks



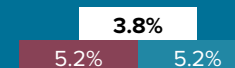
Reception children living with obesity



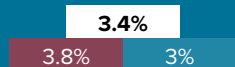
Year 6 children living with obesity



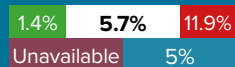
16 to 17 year old not in education, employment or training (NEET)



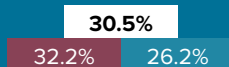
Coronary heart disease



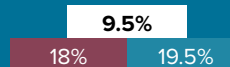
Unemployment (% of working age claiming work benefit)



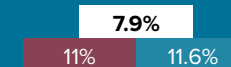
Obesity in adults (aged 18+)



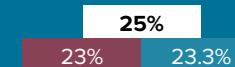
Smoking in adults in routine and manual occupations (aged 18-64)



Smoking in adults (aged 18+)



Self reported wellbeing: people with high anxiety score



Living Well



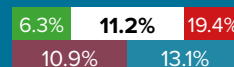
Hospital admission episodes for alcohol-specific conditions per 100,000



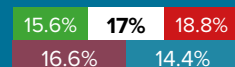
Ageing Well



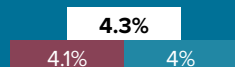
Fuel Poverty (low income, low energy)



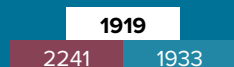
High blood pressure (hypertension)



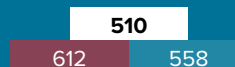
Dementia Prevalence (aged 65+)



Emergency hospital admissions due to falls (aged 65+) per 100,000



Hip fractures (aged 65+) per 100,000



Healthy Life Expectancy



Male



Female



Average Life Expectancy



Male



Female



Healthy life expectancy is the average number of years a person would expect to live in good health.

The inequality of life expectancy within Darlington Borough for males is 11.6 years and females 8.9 years.



DARLINGTON
Borough Council